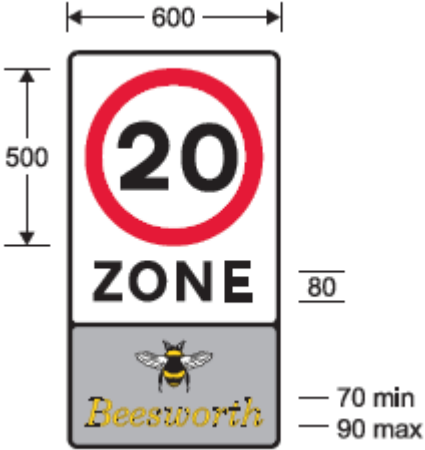
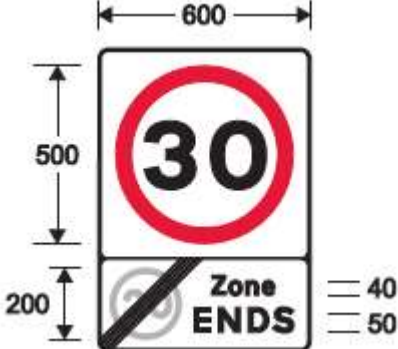
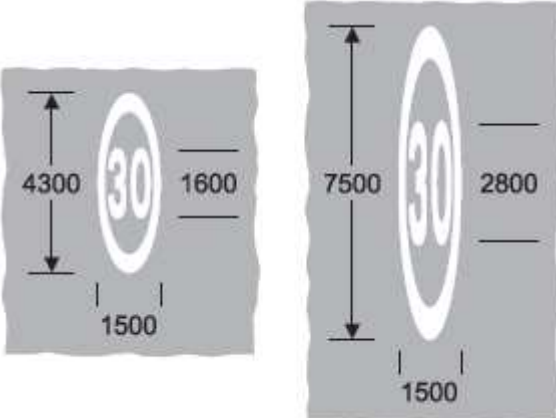



20 MPH Signing – Approximate Costs Based on Other Authorities’ Information

	<p><u>Entry sign for 20 MPH Zone</u></p> <p>(Detail on lower plate can be amended for local areas)</p> <p>Cost of fixing to existing post: £300 (subject to post being high enough)</p> <p>Cost of new sign and post: £500</p> <p>Extra cost for illuminating sign: £1,400</p>
	<p><u>Exit sign for 20 MPH Zone</u></p> <p>Cost of fixing to existing post: £300 (subject to post being high enough)</p> <p>Cost of new sign and post: £500</p> <p>Extra cost for illuminating sign: £1,400</p>
	<p><u>“Roundel” Road Marking for Speed Limit</u></p> <p>Cost of installing 20mph or 30mph roundel road marking on entrance or exit of zone : £250</p>
	<p><u>Zone Entrance Coloured Surfacing</u></p> <p>Cost varies but general guide for road surfacing would be around £1,500 - £2,000 per entrance</p>